



Manual pumps oil and similar

single-
acting

double-
acting

Manual pump for oil and allied products. Single-acting and Viton® seals. Double-acting and NBR seals. The telescopic suction tube enables direct application on containers of different capacities. Suitable for delivering low-viscosity oil.



Article with seals in	Viton®	31200	31201	
Article with seals in	NBR			30200
Tank capacity	litres	-	-	-
Suitable for drums	kg	50 - 220	50 - 220	50 - 220
Delivery hose length	m	2	-	2
Suction tube length	m	0,7 - 1,04	0,7 - 1,04	0,7 - 1,04
Quantity delivered for complete cycle of the lever	g	240	240	220
Max oil density delivered	SAE	130	130	240
Drum clamping ring	Art.	-	-	38044
Trolley	Art.	-	-	-
Antisplash funnel	Art.	-	-	-
Packing	N° - m³	1 - 0,016	1 - 0,016	1 - 0,016
Weight	kg	4,2	4,0	4,4
Dimensions (A - B - C)	cm	5,7 - 5,7 - 138	5,7 - 5,7 - 138	3,8 - 3,8 - 115

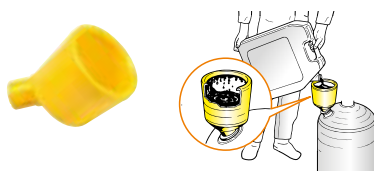
Caution: do not use with flammable or corrosive liquids



Art. 24891


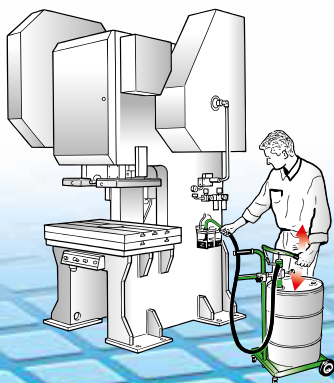

Antisplash funnel

With antisplash rim to prevent the liquid from spilling out when filling the tank



Art. 32713

Digital litre-counter complete with connection unions
- not type-approved for public use



double-acting

double-acting pump



30050

-

30 - 60

2

0,7 - 1,04

220

240

38044

80050

-

2 - 0,040

13,6

46 - 50 - 123

32016

16

-

2

-

220

240

-

-

24891

1 - 0,080

10,6

25,5 - 22,5 - 86

32024

24

-

2

-

220

240

-

-

24891

1 - 0,090

13,7

28 - 33 - 89

32065

65

-

2

-

220

240

-

-

24891

1 - 0,185

24

60 - 42 - 88


Single-action (Pic. 1) occurs when the pumping piston delivers the fluid only in the pumping lever downstroke

Pic. 1

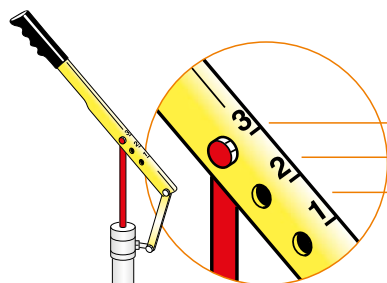


Double-action (Pic. 2) occurs when the pumping piston delivers the fluid in its upstroke and downstroke. Double-action delivers the fluid with a continuous and constant flow

Pic. 2



Lever hooking variation table



Hooking position	Pumping shaft stroke	Compression ratio obtainable	Delivery capacity with complete cycle	Indication of types of oil that can be delivered according to the lever position
n°3	127 mm	1 : 2,2	220 g	SAE W 80/90
n°2	100 mm	1 : 3,6	170 g	SAE W 85/140
n°1	60 mm	1 : 6,9	100 g	SAE 240

The position of lever pivot can be varied (3 hookings) to adapt the pumping force to the viscosity of the oil used