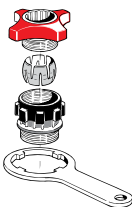




## Accessories for oil pumps



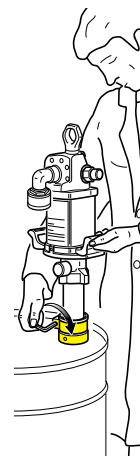
**Art. 38046**  
**Bung adaptor**  
**ø 32 mm**, with double body  
for pumps with suction tube,  
series 500



**Art. 33434**  
**Bung adaptor**  
**ø 34 mm**, with double body  
for pumps with suction tube,  
series 600

**Art. 38042**  
**Bung adaptor**  
**ø 42 mm**, with double body  
for pumps with suction tube,  
series 600 e 650

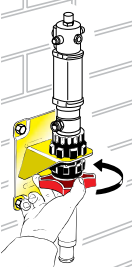
**Art. 38044**  
**Bung adaptor**  
**ø 38 mm**, with double body  
for pumps manual double  
acting oil pumps



**Art. 38051**  
**Bung adaptor**  
**ø 50 mm**, for pumps  
with suction tube,  
series 500

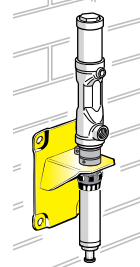
**Art. 10/14**  
**Bung adaptor**  
**ø 45 mm** for industrial  
pumps with suction tube,  
series 900 e 1200

**Art. 10/15**  
**Bung adaptor**  
**ø 53 mm** for industrial  
pumps with suction tube,  
series 900 e 1200

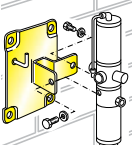


**Art. 38047**  
**Wall bracket ø 32 mm**  
with double body  
for wall-mounting of pumps,  
series 500

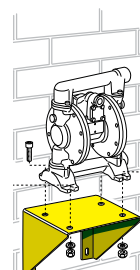
**Art. 38043**  
**Wall bracket ø 42 mm**  
with double body  
for wall-mounting of pumps,  
series 600 and 650



**Art. 38052**  
**Wall bracket ø 50 mm**  
with clamping system  
with screw for  
wall-mounting  
of pumps,  
series 500

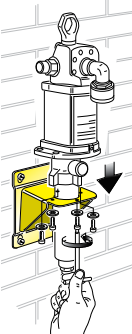


**Art. 33115**  
**Wall bracket in steel**  
for wall-mounting of  
transfer pumps,  
series 600 and 650

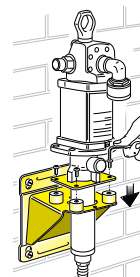


**Art. 33590**  
**Wall bracket in painted**  
**steel** for wall-mounting  
of diaphragm pumps  
1/2" and 3/4"

**Art. 33591**  
**Wall bracket in painted**  
**steel** for wall-mounting  
of diaphragm pumps  
1" and 1.1/4"



**Art. 10/10**  
**Wall bracket in painted**  
**steel** for wall-mounting  
of integral and flanged  
industrial pumps,  
series 900 and 1200



**Art. 10/11**  
**Wall bracket in**  
**painted steel**  
with dampers for  
wall-mounting of  
integral and flanged  
industrial pumps,  
series 900 and 1200