



# OIL AND SIMILAR PRODUCTS - 150 bar

## PAINTED STEEL

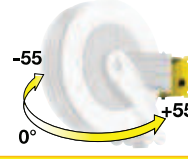


In accordance with directive Atex 94/9 IIB 2 GD c T4 T135 °C X

### FIXED



### SWIVELLING



Supplied with:

- hoses in black synthetic rubber
- zinc plated steel couplings
- carbon steel swivel joint
- "polyurethane" seals



	Article		Hose supplied	Connection	
	inlet	outlet		inlet	outlet
<b>S. 330</b>	8330.400	-	without hose	F1/2"G	F 3/8"-1/2"G
	8330.402	-	12m - 3/8" (995.312)	F1/2"G	M1/2"G
<b>S. 390</b>	8390.400	8380.400	without hose	F1/2"G	F 3/8"-1/2"G
	8390.401	8380.401	12m - 3/8" (995.312)	F1/2"G	M1/2"G
	8390.402	8380.402	17m - 3/8" (995.317)	F1/2"G	M1/2"G
<b>S. 430</b>	8430.400	8420.400	without hose	F1/2"G	F1/2"G
	8430.401	8420.401	10m - 1/2" (996.310)	F1/2"G	M1/2"G
	8430.402	8420.402	15m - 1/2" (996.315)	F1/2"G	M1/2"G
for ABS hose reels Series 430 see page 152					
<b>S. 530</b>	8530.400	8520.400	without hose	F1/2"G	F1/2"G
	8530.401	8520.401	20m - 1/2" (996.320)	F1/2"G	M1/2"G
	8530.402	8520.402	25m - 1/2" (996.325)	F1/2"G	M1/2"G
<b>S. 540</b>	8540.400	8550.400	without hose	F1"G	F1"G
	8540.411 **	8550.411 **	15m - 3/4" (997.3315)	F1"G	M3/4"G
	8540.412 **	8550.412 **	20m - 3/4" (997.3320)	F1"G	M3/4"G
	8540.413 *	8550.413 *	15m - 1" (998.3315)	F1"G	M1"G
	8540.405	8550.405	without hose	F1/2"G	F1/2"G
	8540.406	8550.406	30m - 1/2" (996.330)	F1/2"G	M1/2"G
<b>S. 560</b>	8560.400	-	without hose	F1"G	F1"G
	8560.415 *	-	30m - 1" (998.3330)	F1"G	M1"G

\* 50 bar  
\*\* 100 bar

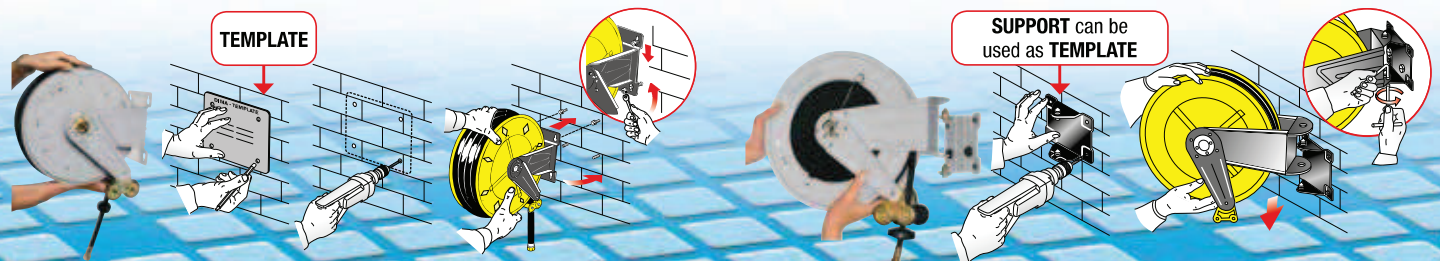
\* 50 bar  
\*\* 100 bar

### FIXED HOSE REELS INSTALLATION

The quick coupling support is equipped with 4 slot holes that allow an easy and safe installation of the hose reel. The **template** supplied facilitates drilling of the holes and there fore hose reel fixing.

### SWIVELLING HOSE REELS INSTALLATION

The **quick coupling swivelling support** facilitates hose reel installation and enables 55° rotation to the right or left or locking in **fixed positioned at 0°** by means of clamping with two screws.





# OIL AND SIMILAR PRODUCTS - 150 bar STAINLESS STEEL



In accordance with directive Atex  
94/9 IIB 2 GD c T4 T135 °C X



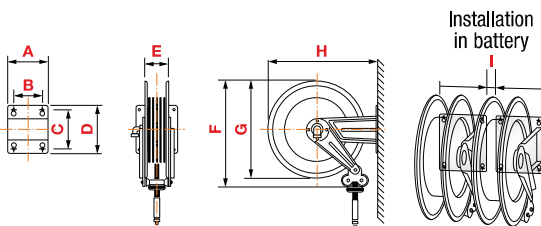
Supplied with:  
- zinc plated steel couplings  
- AISI 304 stainless steel swivel joint  
- "viton" seals

Hose supplied	Connection	
	inlet	outlet



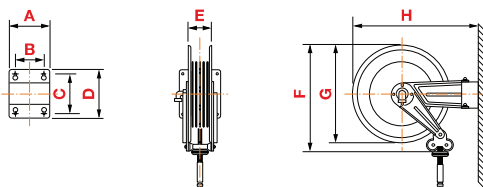
Article	Article	Hose supplied	Connection inlet	Connection outlet
<b>S. 390</b>	8392.200	8382.200	without hose	F 1/2"G F 3/8"-1/2"G
<b>S. 430</b>	8434.200	8424.200	without hose	F 1/2"G F 1/2"G
for ABS hose reels Series 430 see page 153				
<b>S. 530</b>	8534.200	8524.200	without hose	F 1/2"G F 1/2"G
<b>S. 540</b>	8544.200	8554.200	without hose	F 1"G F 1"G

## FIXED OVERALL DIMENSIONS



Art.	A	B	C	D	E	F	G	H	I	1-m <sup>3</sup>	Kg *
<b>S. 330</b>	186	140	196	226	110	355	350	365	20	0,045	from 8 to 13
<b>S. 390</b>	186	140	196	226	110	400	390	410	20	0,068	from 11 to 18
<b>S. 430</b>	186	140	196	226	115	460	420	460	20	0,098	from 14 to 24
<b>S. 530</b>	203	153	220	258	115	550	510	560	20	0,120	from 19 to 42
<b>S. 540</b>	300	218	228	268	190	550	510	573	0	0,175	from 24 to 40
<b>S. 560</b>	488	399	238	272	368	550	510	578	0	0,310	from 30 to 80

## SWIVELLING OVERALL DIMENSIONS



Art.	A	B	C	D	E	F	G	H	1-m <sup>3</sup>	Kg
<b>S. 380</b>	184	146	106	144	110	400	390	484	0,098	from 12 to 19
<b>S. 420</b>	208	162	118	164	115	460	420	541	0,098	from 15 to 25
<b>S. 520</b>	228	182	154	200	115	560	510	642	0,120	from 20 to 43
<b>S. 550</b>	300	218	226	268	190	560	510	702	0,175	from 25 to 41

\* The list shows min and max weight for each series: min weight refers to version without hose, max weight refers to heaviest version which depends on hose length and diameter.