

ELECTROPUMPS

ELEPHANT

TO.ME.S. DIESEL

SINCE 1977  Made in Italy  ISO 9001:2008 

Self-priming vanes Electric pumps, powered by asynchronous AC motor. High quality light materials Pump body construction, iron inside, shaft guided and at low engine rpm ensure long-lasting performance. Equipped with TO.ME.S. exclusive fluid transfer optimization system which increases efficiency and performance while reduces decibels.



ALUMINIUM



FLANGE CONNECTION



ANTI-FLOODING

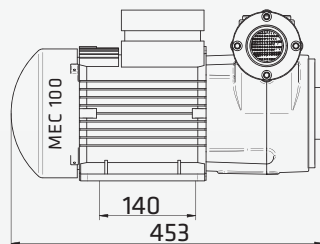
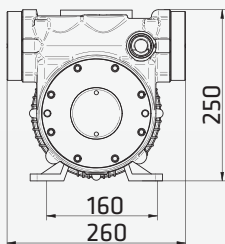


FREE MAX
310
LT/MIN

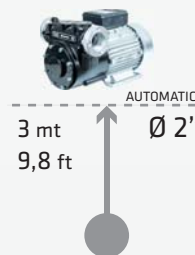
by/
PASS

1 bar pres
304
LT/MIN

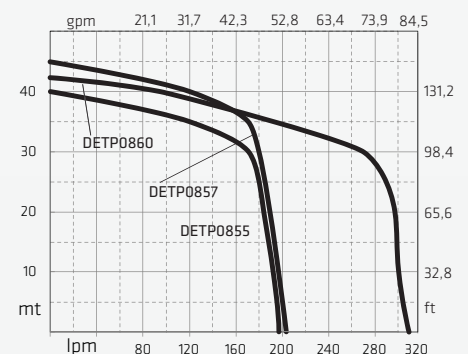
DIMENSION (mm)



SUCTION



PERFORMANCE



name	flow rate		volts	hp	watt	amperè max	RPM	IN	OUT	weight		packing		code
	LPM	CPM (at 10mt = 1 bar)								kg	lbs	cm	inch	
ELEPHANT	191	50,4	230 50Hz	3	2237	6,5	1400	2" F BSP	2" F BSP	38,0	83,8	45 x 27 x 37	17,7x10,6x14,6	DETP0855
	194	51,2	400 50Hz	3	2237	3	1400	2" F BSP	2" F BSP	35,0	77,2	45 x 27 x 37	17,7x10,6x14,6	DETP0857
	304	80,3	400 50Hz	4	2983	4	1400	2" F BSP	2" F BSP	38,0	83,8	45 x 27 x 37	17,7x10,6x14,6	DETP0860