



CAR FILLING



FUEL MANAGEMENT SYSTEMS



KITS



PUMPS



METERS



METERED NOZZLES

SQUALO35

FEATURES

- HEAVY DUTY
- REGENERATIVE TURBINE
- INTEGRATED PRESSURE REGULATOR
- BUILT-IN NON RETURN VALVE

SQUALO35 is the first submersible pump for AdBlue® to have been especially developed and tested for distribution systems. A centrifugal pump fitted with a turbine regenerator with non-return valve and a built-in innovative pressure regulation system that optimises flow rate performance levels. Consistent flow rate and accuracy during delivery dramatically reduce energy consumption levels. The compact size and special pump design make for easy installation and near complete emptying of the intended installation tank.

SUBLOCK is guaranteed IP55 on the top and is made of advanced technopolymer, with the exception for other parts that need extra robustness that are stainless steel. It integrates an anti-syphon system. Moreover, it represents the safest way to fix the SQUALO35 pump and related items to the tank. A practical pump hanging system that helps to prevent any transport damage to the tank, as it avoids impacts caused by movements or vibrations. It has been engineered to be fully compatible with most tanks available on the market.

PERFORMANCE

UP TO
35 L/MIN
FLOW RATE

AC
VOLTAGE
POWER

30 MM
DEAD LEVEL

SUBLOCK NEW

Junction Cap for hose and cables
SQUALO35-on-tank connection:

- delivery hose
- power
- level indicator
- flow meter



SUBLOCK



SQUALO35



PACKAGING

CODE	WEIGHT		PACKAGING		
	KG	LBS	MM	INCH	PCS/BOX
FO0206020	7	15,4	510X240X150	20X9,4X5,6	1
FO0206A00	8,5	18,7	400X290X250	15,7X11,4X9,8	1



NOZZLES



FILTRATION



TANK MONITORING



HOSE REEL



ACCESSORIES



MERCHANDISE

INDEX



AIR



ANTIFREEZE



AdBlue®



BIODIESEL



DIESEL



FOOD



GASOLINE



GREASE



KEROSENE



OIL

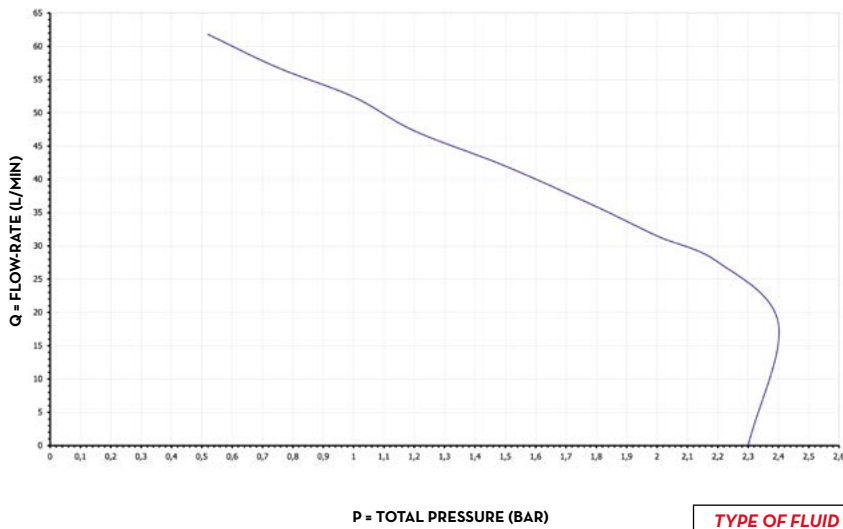


WATER



WINDSCREEN

CHART

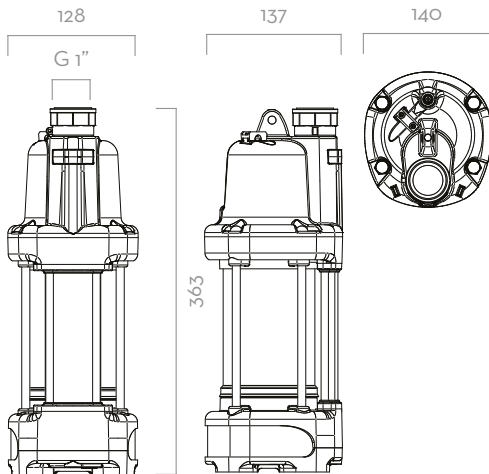


P = TOTAL PRESSURE (BAR)

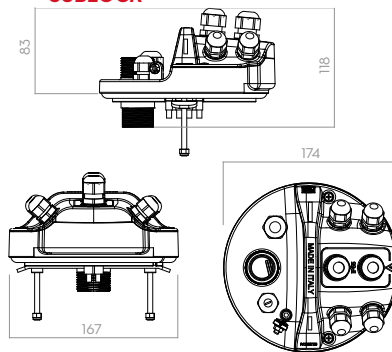
TYPE OF FLUID WATER
TEMPERATURE 20°C

DIMENSIONS

SQUALO35



SUBLOCK



Dimensions expressed in millimeters


IN THE BOX

- SQUALO35
- KIT SQUALO35 SUBBLOCK
- INSTRUCTION MANUAL

DETAILS



MESH STRAINER



5 METERS POWER CORD



BUILT-IN NON RETURN VALVE



PRESSURE EQUALIZER

MATERIALS

- BODY: STAINLESS STEEL/TECHNOPOLYMER
- TURBINE: TECHNOPOLYMER

TECHNICAL DATA

CODICE	DESCRIPTION	FLUIDS TYPE	WORKING PRESSURE	FLOW RATE		VOLTAGE		DEAD LEVEL	POWER CORD
				L/MIN	GPM	CA V/HZ CC V	WATT		
FOO206020	SQUALO35 230/50 TIMER		1,8 BAR 27 PSI	35	7,7	230/50	560	30 MM	5 M
FOO206A00	KIT SQUALO35 SUBBLOCK 230/50-60HZ TIMER		1,8 BAR 27 PSI	35	7,7	230/50	560	30 MM	5 M

SQUALO35

SUBMERSIBLE PUMP

75