

## CEMO Trolley for AdBlue® PG 4

### Trolley 60 L for AdBlue®

- elegant blue container made from tested polyethylene with integrated handle and carry handles
- large wheels, dia. 240 mm, for simple handling on terrain and over stairs
- integrated sloshing baffle
- low centre of gravity

### Trolley 100 L for AdBlue®

- blue container made from tested polyethylene with integrated handle and carry handles
- wheels, dia. 300, air-filled, all-terrain
- integrated sloshing baffle
- integrated recesses for securing with ratchet tie-downs during transport
- low centre of gravity

### Version with crank pump

- solid construction for professional operation
- housing in stainless steel and technopolymer
- delivery rate 0.38 L per revolution
- with hand delivery valve
- independent of electrical energy

### Version with CENTRI SP 30

- electric submersible pump 12 V, max. 20 A
- delivery rate approx. 25 L/min
- 4 m cable with fuse, switch and crocodile clamps
- always self-priming, extremely quiet
- with lightweight automatic delivery nozzle in plastic/stainless steel

### Version with CENTRI SP 30 and lithium-iron phosphate battery (LiFePO<sub>4</sub>)

- totally mobile and cable free, independent of vehicle batteries
- 12.8 V nominal voltage, capacity 3.3 Ah, sufficient for approx. 300 l
- operating temperature range: -30°C to +80°C
- very low self-discharge, no environmentally harmful heavy metals, no memory effect
- high intrinsic safety and integrated protection circuit
- extremely quiet
- incl. charger 100-240 VAC, output 14.4 V-3 A



Trolley 60 L for AdBlue®  
with crank pump



Trolley 100 L for AdBlue®  
with CENTRI SP30 and LiFePO<sub>4</sub>  
battery



**CENTRI SP30  
EXTREMELY  
QUIET**



Trolley 100 L for AdBlue®  
with CENTRI SP30



Charger 100-240 VAC



Trolley 100 L for AdBlue® with crank pump








Trolley 100 L for AdBlue® with CENTRI  
SP30 and LiFePO<sub>4</sub> battery

# CEMO Trolley for AdBlue® PG 4

Description	Dimensions in cm (l x w x h)	Weight approx. kg	Order no.
60 L with crank pump, delivery hose 2.9 m	90 x 53 x 38	13	11127
60 L with CENTRI SP 30, delivery hose 2.9 m	90 x 53 x 38	14	11128
60 L with CENTRI SP 30 and LiFePO <sub>4</sub> battery with charger, delivery hose 2.9 m	90 x 53 x 38	14	11129
100 L with crank pump, delivery hose 3.4 m	100 x 59 x 43	19	11130
100 L with CENTRI SP 30, delivery hose 3.7 m	100 x 59 x 43	20	11131
100 L with CENTRI SP 30 and LiFePO <sub>4</sub> battery with charger, delivery hose 3.7 m	100 x 59 x 43	20	11132

## ACCESSORIES

Description	Order no.
 Lithium-iron phosphate battery (LiFePO <sub>4</sub> ), 12.8 V – 3.3 Ah as spare battery	10602
 Charger 100 – 240 V, output 14.4 V - 3 A, with crocodile clips, charging time approx. 66 minutes	10759
 Digital flow meter K24, plastic, 6 - 100 L/min, 1" male thread, with two hose connecting pieces and sleeve for mounting at the hose or to the dispensing nozzle	10595
 Blue insulating and protective cover for 60/100 L trolley made from UV and weather-resistant PVC tarpaulin with flexible 20 mm insulation, loops for simple removal and slipping over	10956
 Heating cover for 60/100 L trolley, 12 V, max. 60 Watt. As for insulating cover, additionally with self-regulating heating filament. 3 m connection cable with cigarette lighter plug (SAE J563)	10957



Blue insulating and protective cover for 60/100 L trolley